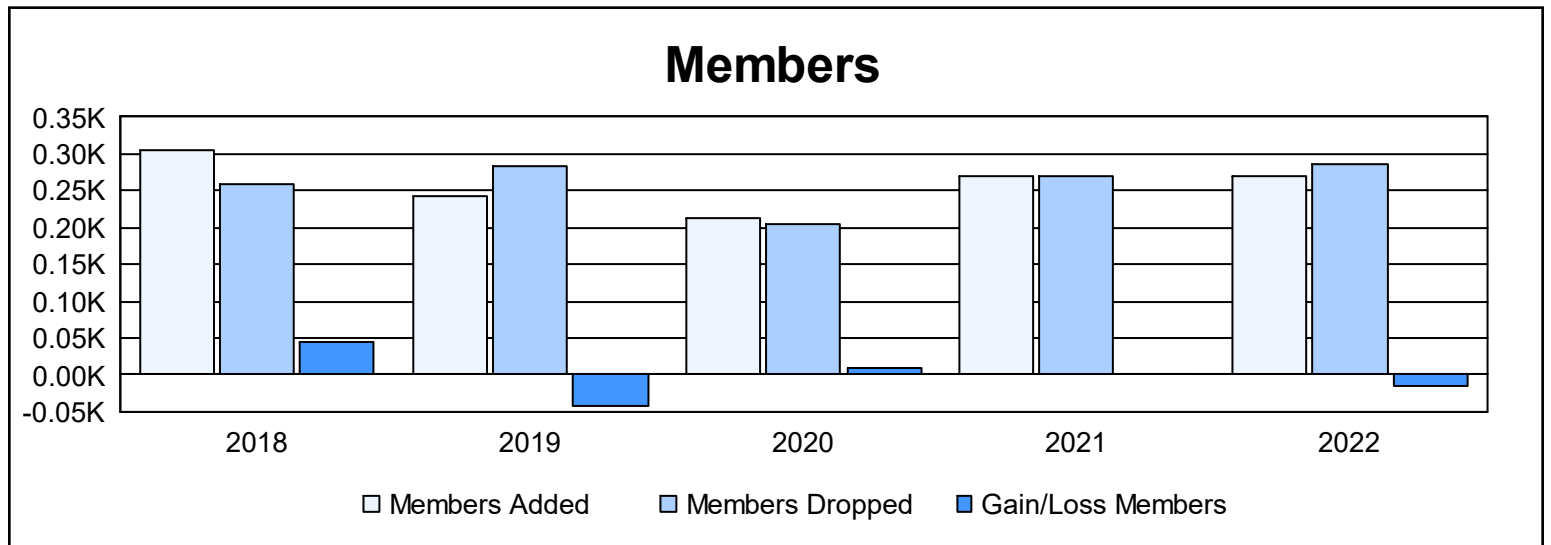
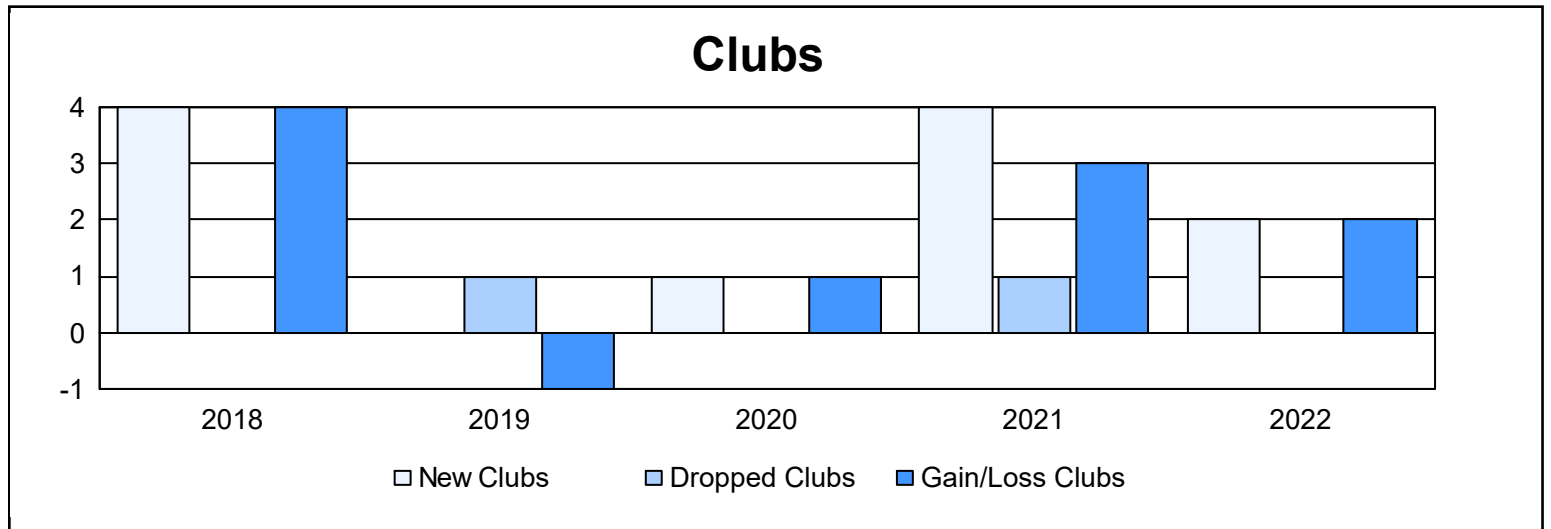
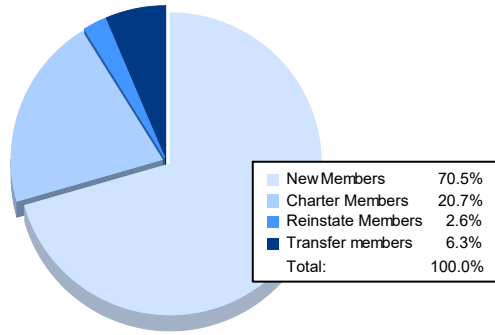


Year	New Clubs	Dropped Clubs	Gain/ Loss Clubs	New Members	Charter Members	Reinstate Members	Transfer Members	Total Member Added	Total Members Dropped	Gain/ Loss Members
2017-2018	4	0	4	199	89	4	12	304	260	44
2018-2019	0	1	-1	204	6	5	27	242	283	-41
2019-2020	1	0	1	151	32	9	22	214	205	9
2020-2021	4	1	3	131	112	10	17	270	269	1
2021-2022	2	0	2	191	56	7	17	271	287	-16
<b>Average</b>	<b>2</b>	<b>0</b>	<b>2</b>	<b>175</b>	<b>59</b>	<b>7</b>	<b>19</b>	<b>260</b>	<b>261</b>	<b>-1</b>



### Membership Composition June 2022 Cumulative



### Gender Composition June 2022 Cumulative

